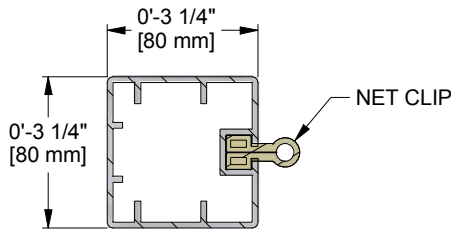
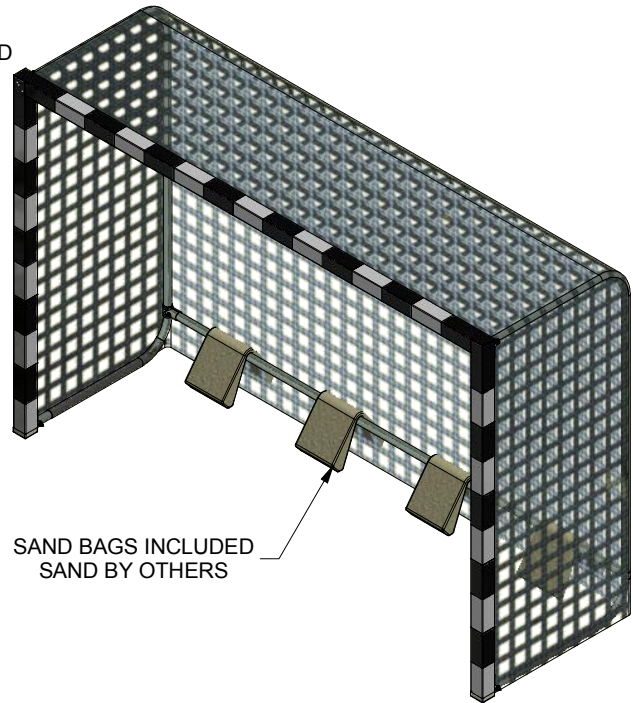


NOTES

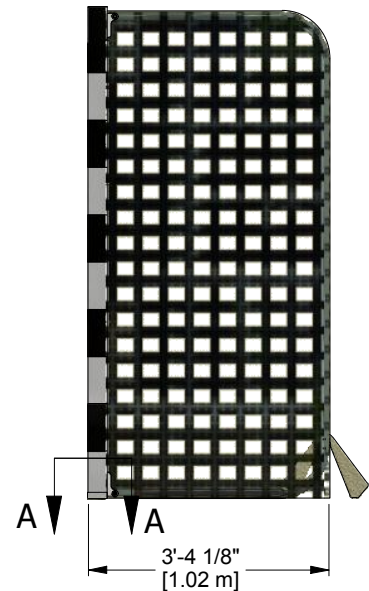
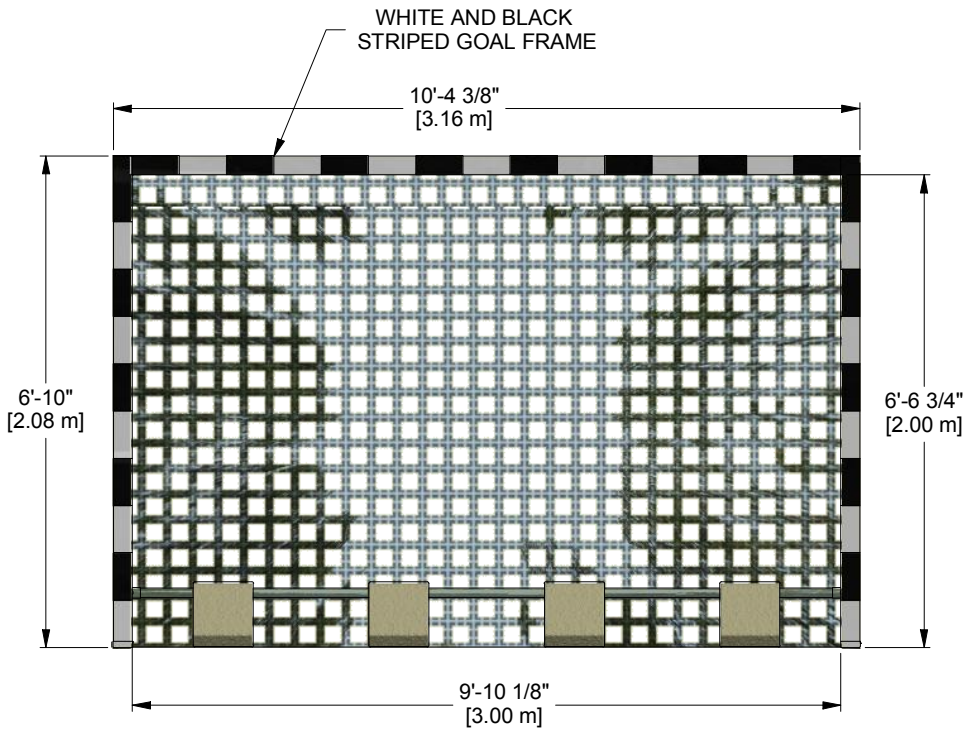
- 80 mm SQUARE EXTRUDED ALUMINUM FRAME.
- 1 5/8" [41.28 mm] O.D. GALVANIZED STEEL BACKSTAY WITH LOWER HORIZONTAL SECTION RUBBER PADDED TO PROTECT FLOOR AND PREVENT GOAL FROM MOVING.
- PLATED CONNECTION HARDWARE.
- BRAIDED WHITE NET SHOWN IS OPTIONAL MUST BE SPECIFIED SEPARATELY
- MEETS IHF SPECIFICATIONS.



SECTION A-A
ALUMINUM EXTRUDED
FRAME MEMBER



SAND BAGS INCLUDED
SAND BY OTHERS



B	WDC	04-30-20
A	DWP	CLARIFY NET OPT
REV	BY	DATE



Gared Holdings, LLC
9200 E. 146th St. Noblesville, IN 46060

THIS DOCUMENT CONTAINS TRADE SECRET AND OTHER MATERIALS WHICH ARE PROTECTED BY CONFIDENTIALITY NOTICE AND AGREEMENT AND BY COPYRIGHT. ANY USE OR COPYING OF THIS DOCUMENT EXCEPT AS AUTHORIZED BY GARED HOLDINGS, LLC IS STRICTLY PROHIBITED.

HANDBALL GOAL

DRAWN	CONNERLEY	DATE	6/3/2009	DATE ISSUED	6/3/2009
APPROVED	CONNERLEY	DATE	6/3/2009		
FILE LOC.	Q:\Inventor Files\Specification Files\06_Outdoor Products				
SIZE	SCALE	SHT. NO.	PART NO.	REV	
A	NONE	1 OF 2	8200	B	



MODEL 8200
HANDBALL GOAL

This unit is designed specifically for Handball. Upright posts and cross bar are constructed of 80 mm square extruded aluminum tubing. Backstays and rear stabilizing bar constructed of 1 5/8" O.D. heavy wall galvanized steel tubing. Standard finish is white powder coat with black strips on main goal frame. Optional finish is natural (unpainted).

Sold in pairs.

Official size goal measures 3 m between uprights, 2 m between crossbar and floor, and 1 m deep.

Meets IFH Official Team Handball specifications.

Goal includes sand bags for ground weighted rear stabilizer bar and net.

OPTIONAL EQUIPMENT:

5640 - Anchor, Underground, Portable Soccer. For use outdoors

8340 - Indoor Floor Anchor, Soccer Goals. For use on indoor floors

8305 - Futsal/Handball Goal Net 3mm White

***CONSUMER PRODUCT SAFETY ALERT**

From the U.S. Consumer Product Safety Commission, Washington, D.C.

Portable/Movable Goals can fall over causing serious injury or death. Securely anchor or counter weight portable goals at ALL times. Check ALL connecting hardware before EVERY use. When goals are not in use: tip goal on face, chain to nearby fence or store in secure area.

**Subject to design change and current manufacturing practices.
©2008 Gared Holdings, LLC**